

ACHIEVEMENT REPORT 2010

Part 1:

PSSA 2010

Adequate Yearly Progress

Central Bucks School District

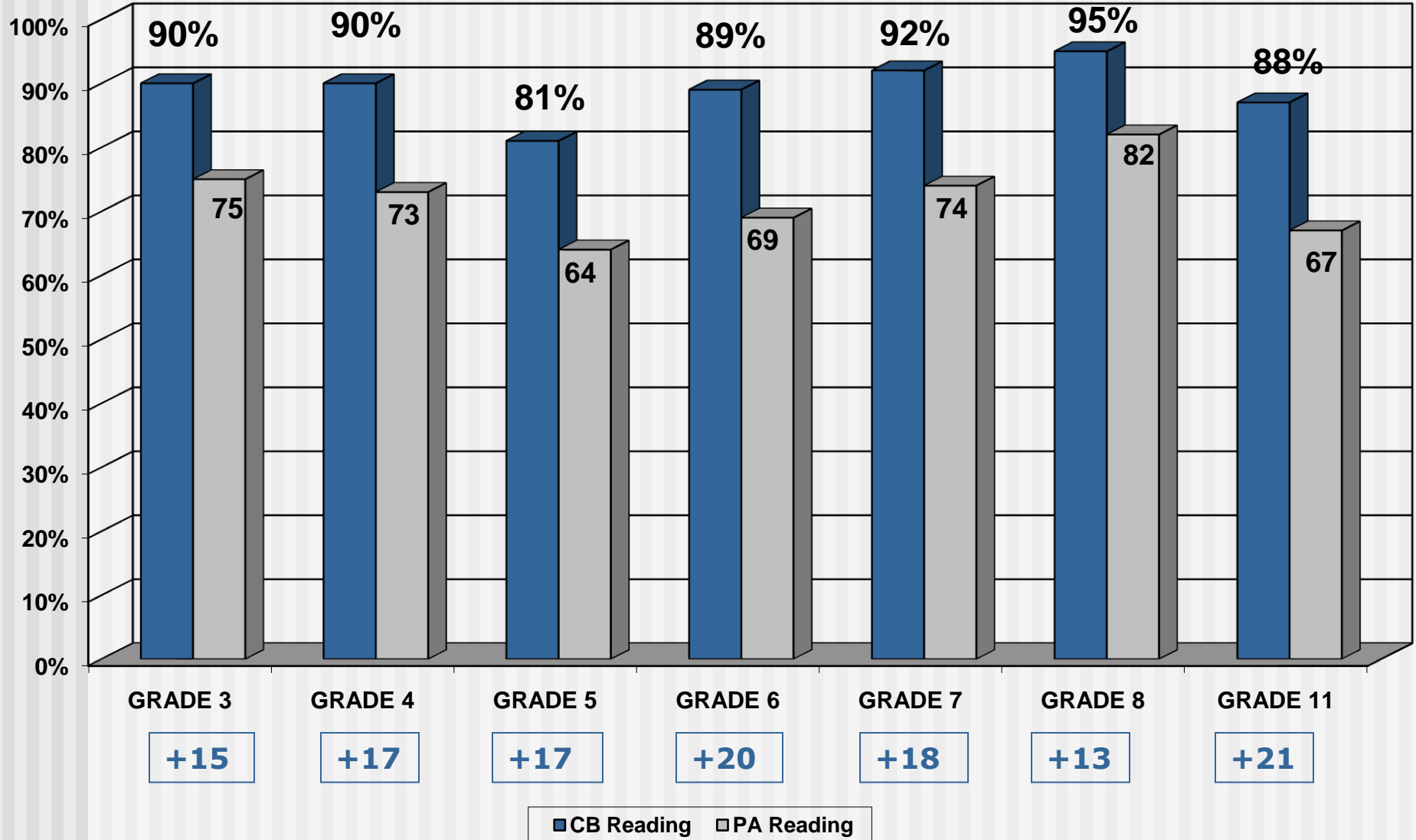
October 12, 2010

PSSA HISTORY

- 2005: Last Revision of Tests/Cut Scores:
 - Grades 3, 5, 8, 11 Reading Math
 - Grades 6, 9, 11 Writing
- 2006: Grades 4, 6, 7 Reading/Math Added
Writing moved to 5, 8, 11
- 2008: Reading and Math, Gr 3-8;11
Writing, Gr 5, 8, 11
Science, Gr 4, 8, 11
- 2010: Introduction of PSSA Modified Exams
Math in 2010; Reading/Science in 2011
- 2013: PSSA Grade 11 to be replaced by Keystone Exams

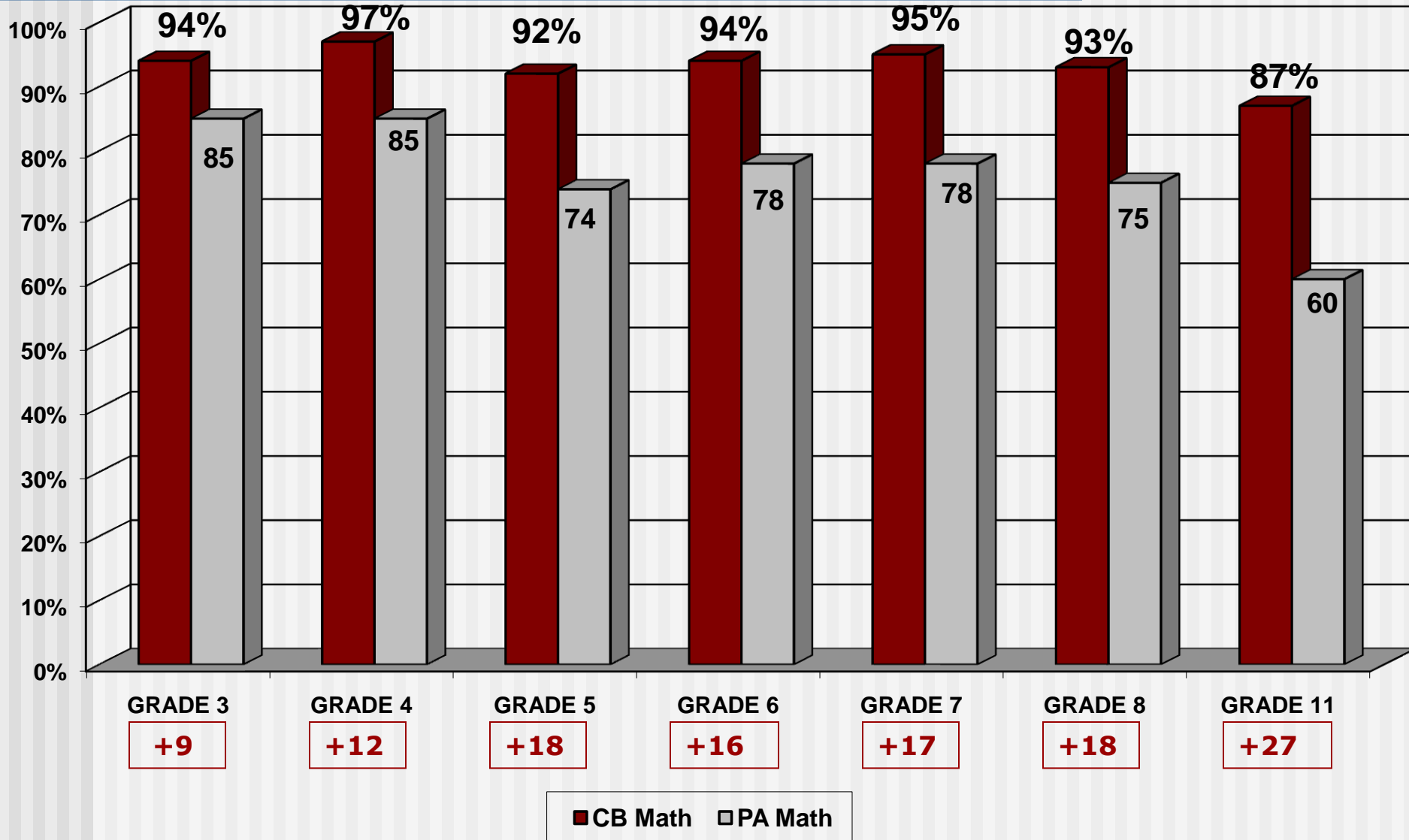
CB READING Scores 2010 with State Scores

Percent Scoring Proficient or Advanced



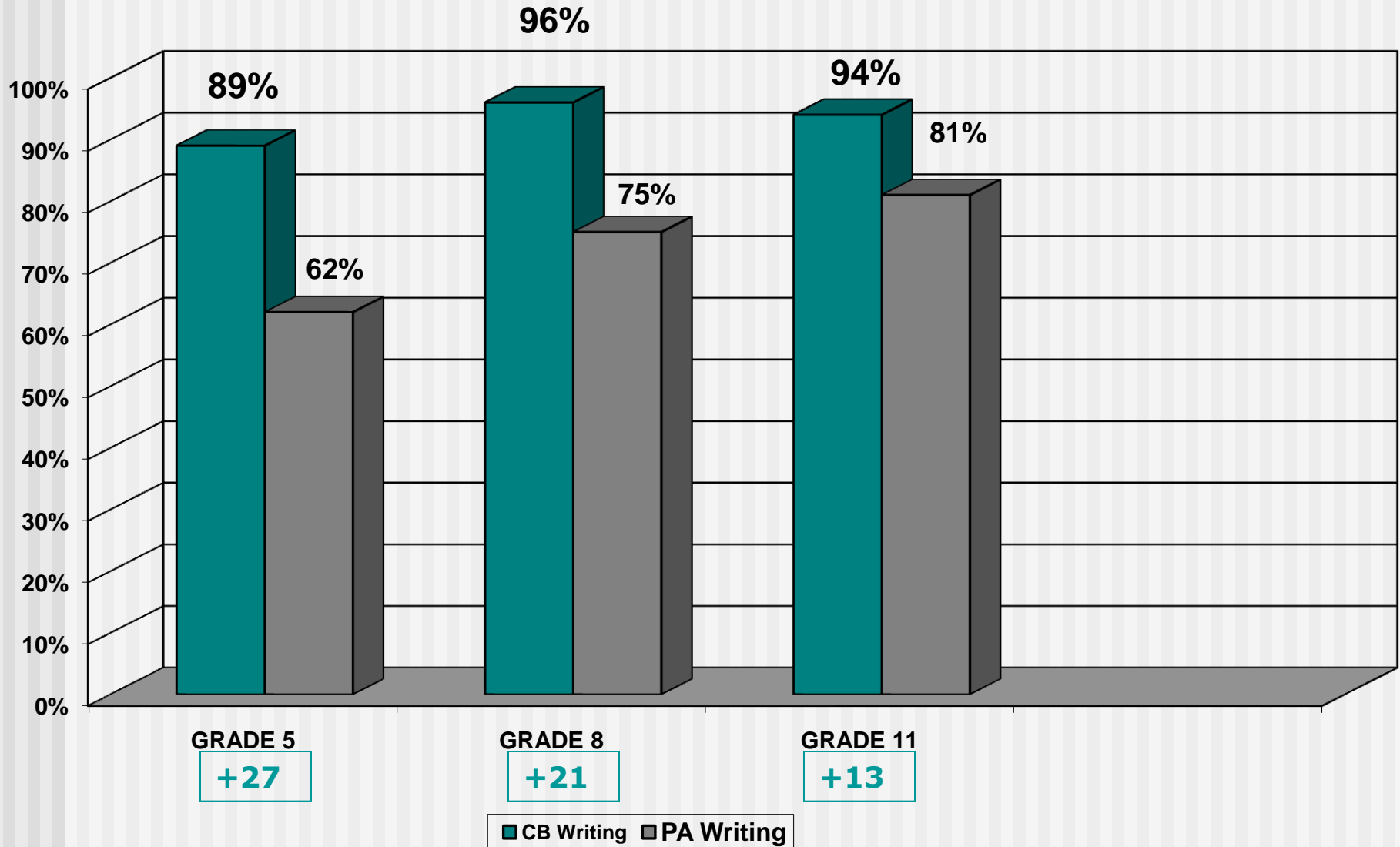
CB MATH Scores 2010 with State Scores

Percent Scoring Proficient or Advanced



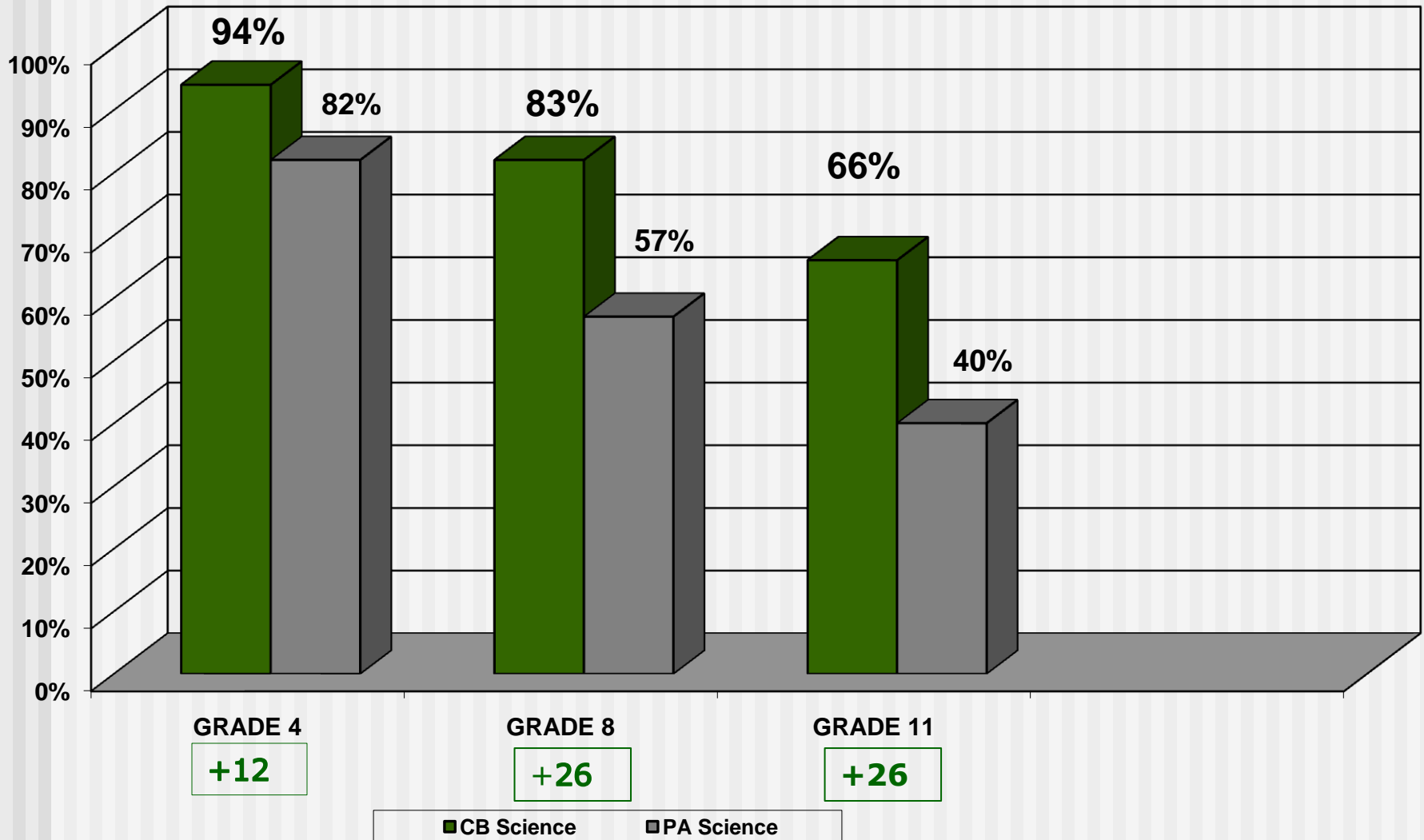
CB WRITING Scores 2010 with PA Scores

Percent Scoring Proficient or Advanced



CB SCIENCE Scores 2010 with PA Scores

Percent Scoring Proficient or Advanced

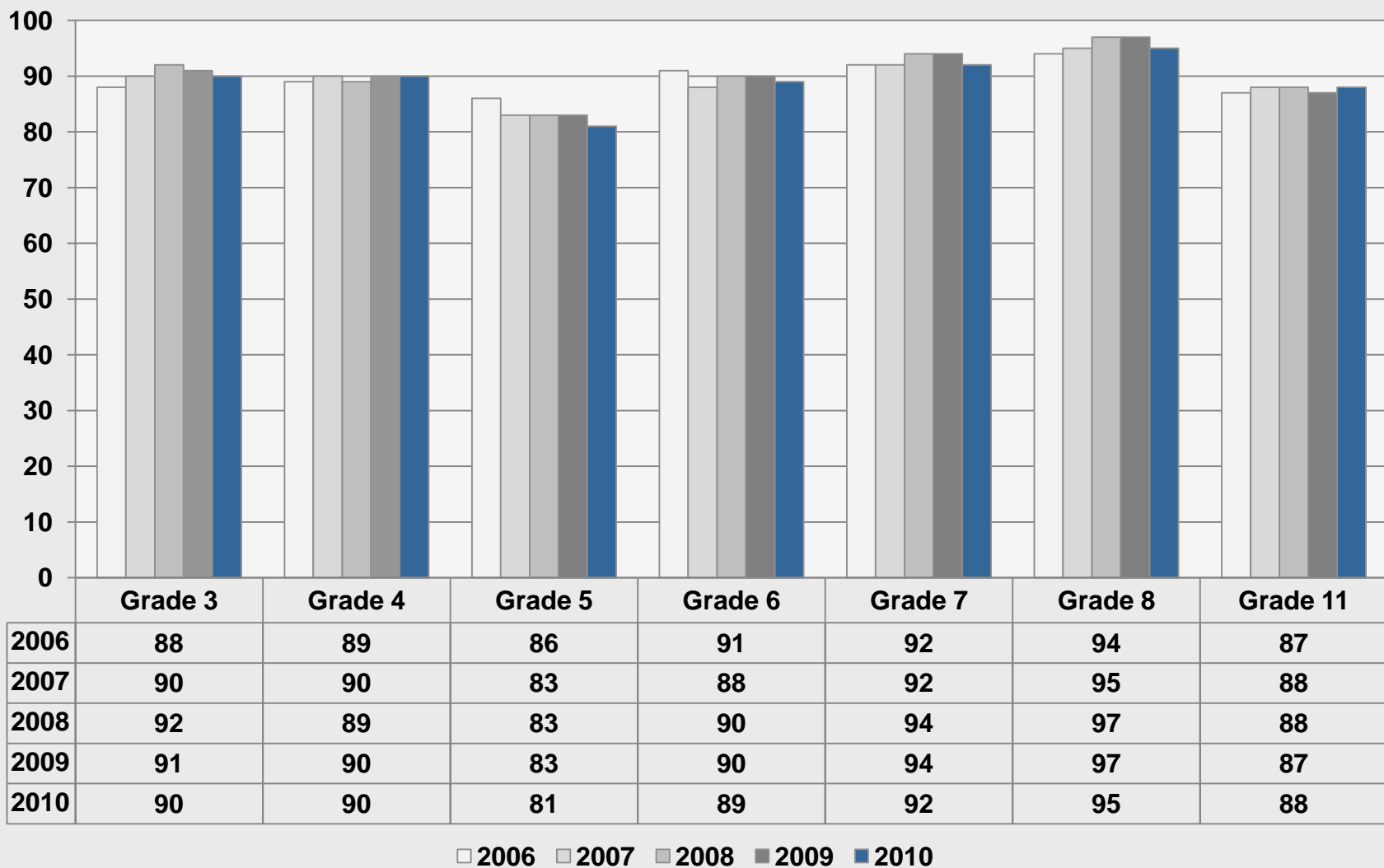


Longitudinal View

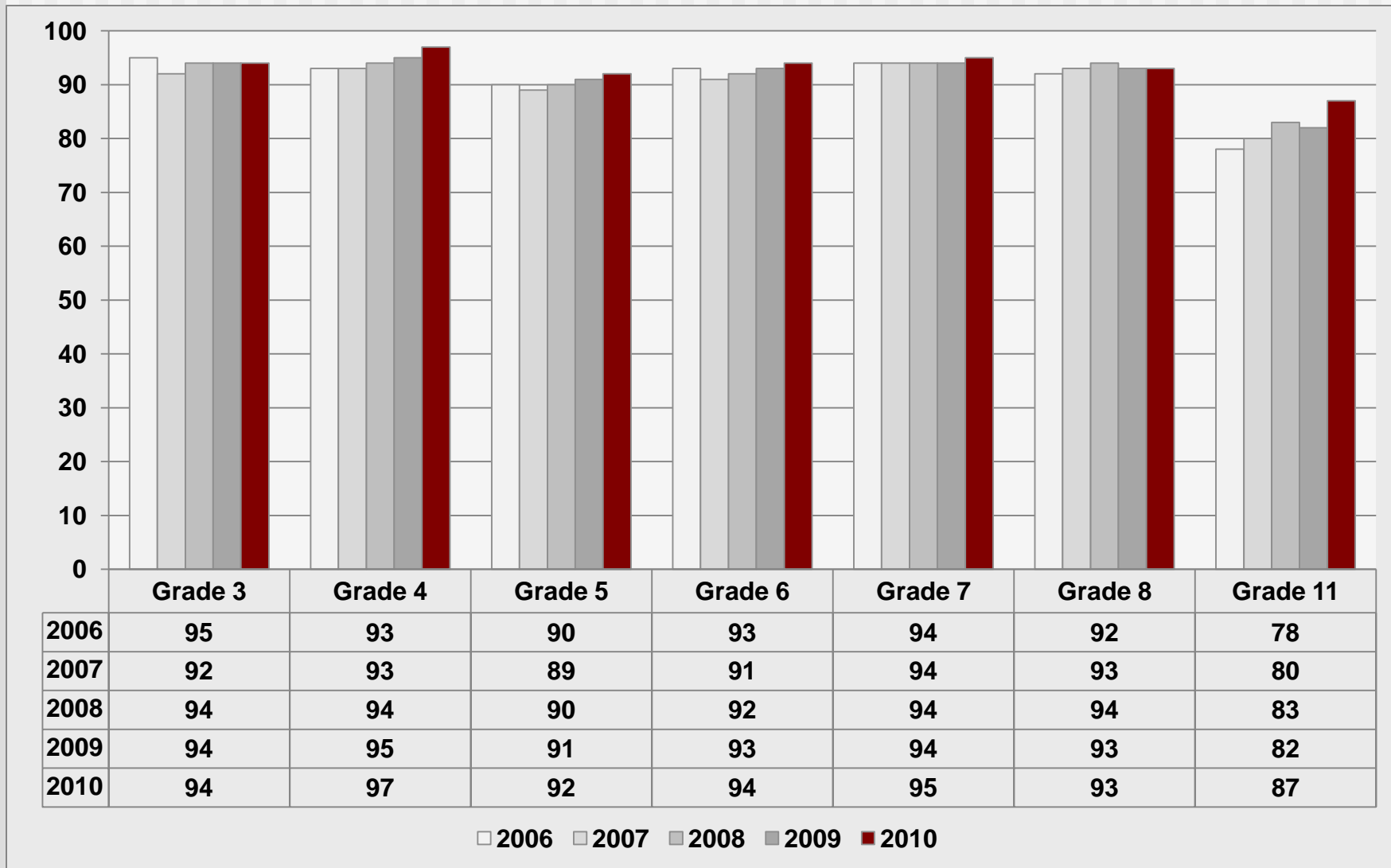
Central Bucks PSSA Scores:

2006-2010

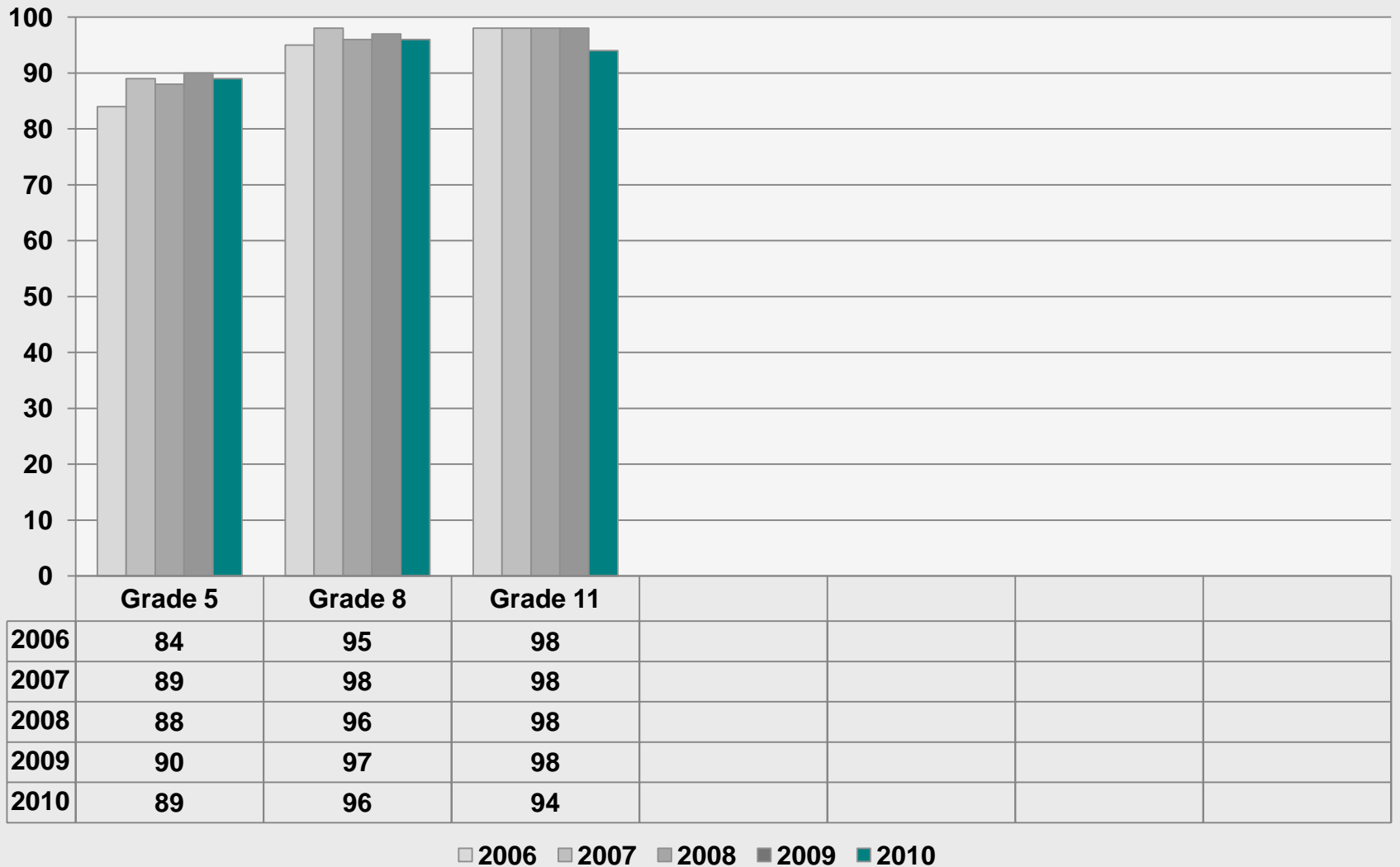
Central Bucks Reading Longitudinal: % Scoring Proficient 2006-2010



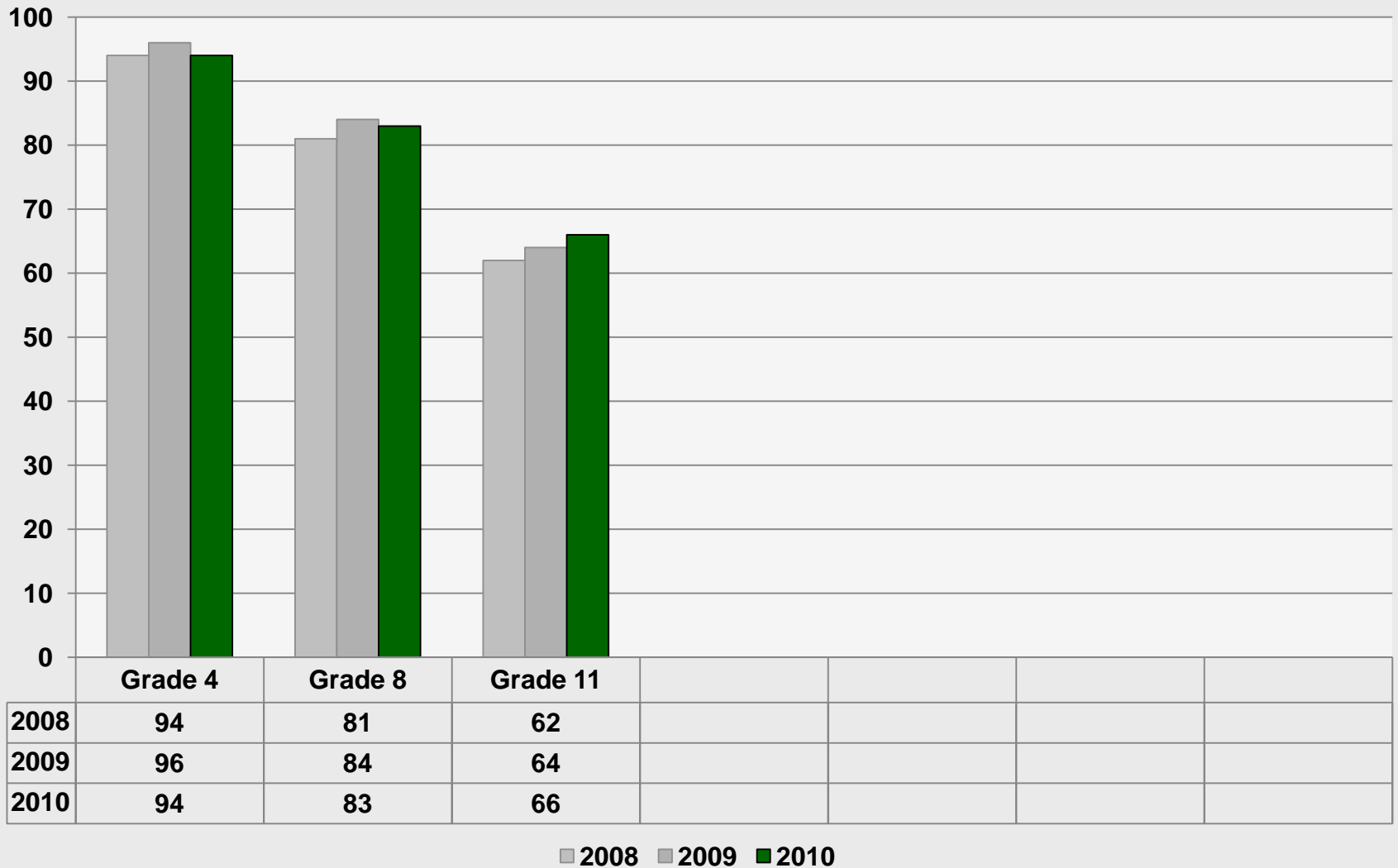
Central Bucks Mathematics Longitudinal: % Scoring Proficient 2006-2010



Central Bucks Writing Longitudinal: % Scoring Proficient 2006-2010



Central Bucks Science Longitudinal: % Scoring Proficient 2008-2010



District and School Rankings

ALL SUBJECTS:

- **To Bucks County**
- **To Four-County Area** (Bucks, Montco, Chester, Delaware)
- **To State**

BUCKS COUNTY 2010: PSSA Rankings

#1	Central Bucks	91.8
#2	New Hope-Solebury	90.3
#3	Council Rock	87.8
#4	Palisades	85.4
#5	Quakertown	84.6
#6	Pennridge	84.0
#7	Pennsbury	82.7
#8	Centennial	80.7
#9	Neshaminy	79.6
#10	Bensalem	72.3
#11	Morrisville	71.3
#12	Bristol Township	67.8

Proficiency Scores = Average of All Grades (2-8, 11) for PSSA only in Reading, Math, and Writing

Four-County Area 2010:PSSA Rankings

#1	Radnor	Delaware	93.3
#2	Unionville-Chadds Ford	Chester	92.8
#3	Tredyffrin-Easttown	Chester	92.5
#4	Central Bucks	Bucks	91.8
#5	Lower Moreland	Montgomery	91.3
#6	Lower Merion	Montgomery	90.9
#7	New-Hope Solebury	Bucks	90.3
Proficiency Scores = Average of All Grades (3-8; 11) for PSSA only in Reading, Math, and Writing			
#8	Jenkintown	Montgomery	89.7

PSSA 2010: State Rankings

#1	Radnor	Delaware	93.3
#2	Upper Saint Clair	Allegheny	92.9
#3	Unionville-Chadds Ford	Chester	92.8
#4	Tredyffrin-Easttown	Chester	92.5
#5	Peters Township	Washington	92.4
#6	Hampton Township	Allegheny	92.0
#6	South Fayette	Allegheny	92.0
Proficiency Scores = Average of All Grades (3-8; 11) for PSSA only in Reading, Math, and Writing			
#6	Mt. Lebanon	Allegheny	92.0

“AYP 2010”

Adequate

Yearly

Progress

2010 No Child Left Behind – AYP

The federal No Child Left Behind legislation requires that each state set standards for “Adequate Yearly Progress”

Targets are based on

- Student attendance/graduation rates

- Student participation rate

- Student performance

Keep in mind. . .

- All Students ***and***
- Every subgroup with at least 40 students must meet target.
 - White
 - Black
 - Latino/Hispanic
 - Asian/Pacific Islander
 - American Indian/Alaskan Native
 - Multiracial/ethnic
 - IEP
 - LEP
 - Economically disadvantaged

Pennsylvania AYP Targets for 2010

■ Attendance/Graduation

Attendance 90%

(any school that does not graduate seniors)

Graduation 80%

(any school that does graduate seniors)

(No Issues for CB)

■ Participation 95%

(No Issues for CB)

■ Proficiency Targets

Reading 63%

Math 56%

(Sometimes issues with Special Education subgroup)

Increasing AYP Targets

Targets for ALL Students, and Every Subgroup

Year	2002 - 2004	2005 - 2007	2008 - 2010	2011	2012	2013	2014
Reading percent proficient	45	54	63	72	81	91	100
Math percent proficient							

What will the increasing targets mean for achieving AYP?

The Governor's View

- Even though achievement is increasing at the state level, the abrupt increase in targets means that fewer schools will make AYP from now on.
 - “This year’s PSSA results indicate that 47% of schools will not meet the AYP targets when they increase next year.” (2011 test)
 - “Based on 2010 results, grades 5, 6, and 11 (state-wide) will NOT make the increased 2011 performance targets in Reading.”
 - “Based on 2010 results, grade 11 (state-wide) will NOT make the increased 2011 performance targets in Mathematics.”

The View for Central Bucks

- It is likely that Central Bucks schools will make the AYP targets for ALL students in 2011.
- However, it is expected that not all Central Bucks schools will make the AYP targets for some sub-groups, specifically students with IEP's.
- In that case, we can expect to see some Central Bucks schools placed in AYP "Warning" status in 2011.
- In each successive year, fewer Central Bucks schools will make AYP.